


270 - 300 WP



0/+5WP POSITIVE TOLERANCE



ROOFTOP AND OFF-GRID DESIGN



HIGH QUALITY

25 year linear performance
12 year product warranty

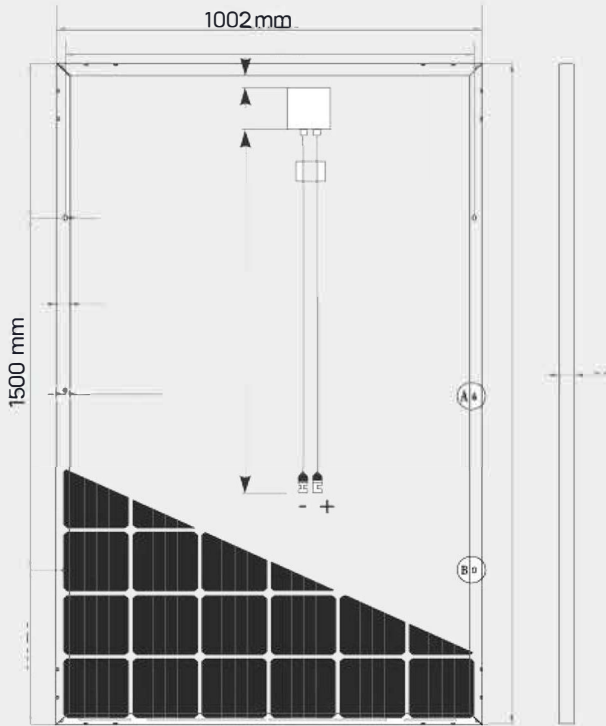


IEC 61215
IEC 61730

Thanks to the use of High Quality solar cells, our panels achieve outstanding performance and ensure maximum production output even under poor lighting conditions. The strong yet ultra light frames makes easy installation but robust for residential and commercial

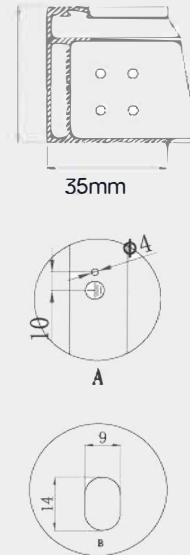


MONO SERIES 270-300 WP



GENERAL CHARACTERISTICS

Cell	Monocrystalline cell 158.75 x 158.75 mm
No. of Cells (connections)	54 (perc 5BB)
Panel Dimensions	1500 x 1002 x 35 mm
Weight	18.2 kg
Connectors and cable	IP65 3 bypass-diodes 1.1m cable



THERMAL CONDITIONS

Normal Operating Cell Temperature 800W/m ² Irradiance, 20°C, AM = 1.5	48C ±2°C
Power Temperature Coefficient	-0.5%/K
Current Temperature Coefficient	0.035%/K
Voltage Temperature Coefficient	-0.37 mV/K

LIMITS

Operating Temperature	-40°C to 85°C
Maximum System Voltage	1000V DC

ELECTRIC PERFORMANCE at STC*

Module Type	270WP	280WP	285WP	290WP	295WP	300WP
Nominal Power	28.81V	29.35V	29.62V	29.88V	30.14V	30.40V
Maximum Power Current	9.38A	9.54A	9.62A	9.71A	9.79A	9.88A
Open Circuit Voltage	35.83V	36.27V	36.49V	36.70V	36.91V	37.12V
Short Circuit Current	9.83A	10.07A	10.19A	10.30A	10.42A	10.54A

*Standard Test Conditions: 1000W/m² irradiance, 25°C and AM = 1.5

HIGH PERFORMANCE

25

25 Years Linear Performance

12

12 Years Product Warranty

